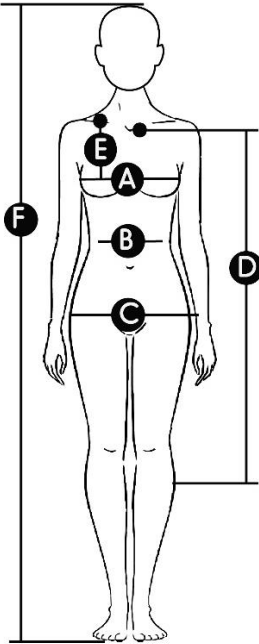
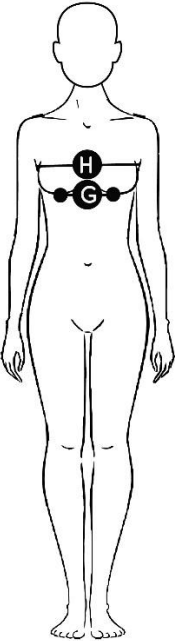


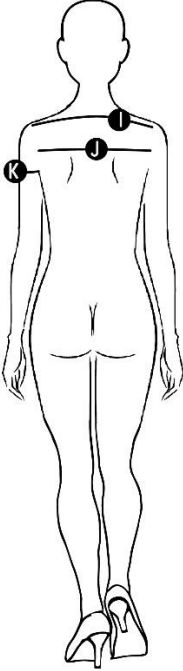
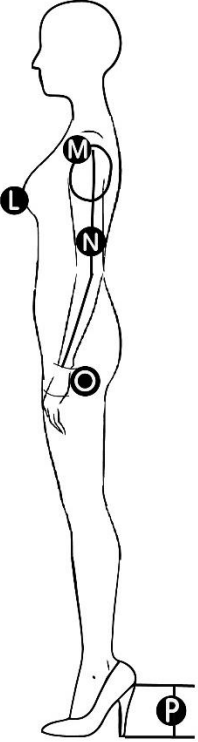
## Custom Measurement Order

Full Name	
Contact Number	
Postal Address	
Wedding Date	
Name of Dress Style	
Colour	
<p>You are solely responsible for the accuracy of the measurements (A to P) given in this form.</p> <p>All measurements are to be provided in centimeters (cm).</p> <p>We require the measurements to be taken by a professional.</p>	



Layout	Area	Measurement (CM)
 <ul style="list-style-type: none"> <li><b>A</b> Bust</li> <li><b>B</b> Waist</li> <li><b>C</b> Hip</li> <li><b>D</b> Hollow to hem ( the length of hollow to hem of the dress you want it to be )</li> <li><b>E</b> Shoulder to nipple ( not vertical )</li> <li><b>F</b> Height ( from top head to bare feet )</li> </ul> <p><i>* Hollow: It's between the collarbones, shoulder-It's the point that connects shoulder and neck.</i></p>	A	
	B	
	C	
	D	
	E	
	F	
 <ul style="list-style-type: none"> <li><b>G</b> Nipple to nipple</li> <li><b>H</b> Front chest width</li> </ul>	G	
	H	



Layout	Area	Measurement (CM)
 <ul style="list-style-type: none"> <li><b>I</b> Shoulder to shoulder width</li> <li><b>J</b> Back chest width</li> <li><b>K</b> Upper arm girth</li> </ul>	I	
	J	
	K	
 <ul style="list-style-type: none"> <li><b>L</b> Bra</li> <li><b>M</b> Armhole</li> <li><b>N</b> Sleeve length</li> <li><b>O</b> Sleeve opening ( the widest part of palm covers the joints of hand )</li> <li><b>P</b> Heels Height</li> </ul>	L	
	M	
	N	
	O	
	P	

