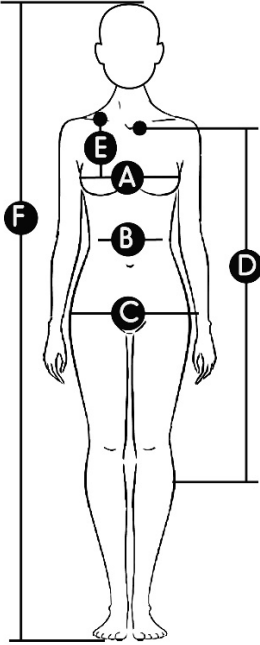
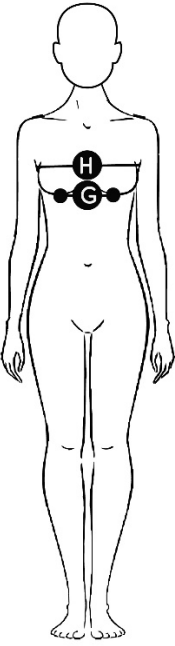


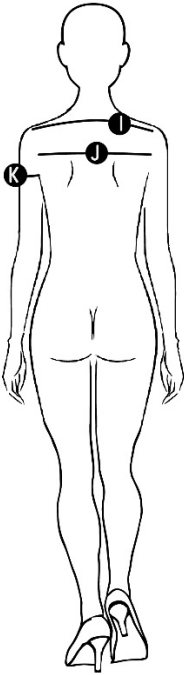
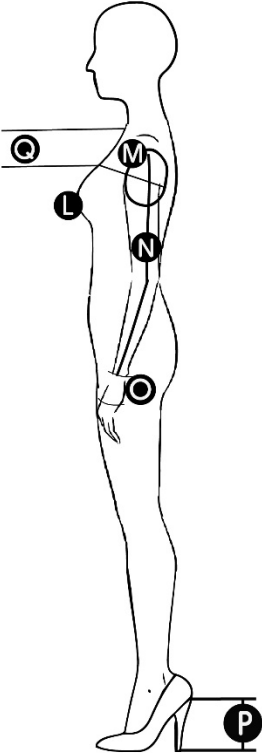
Custom Measurement Order

Customer Order Details	
Last Name	
First Name	
Contact Number	
Postal Address	
Wedding Date	
Name of Dress Style	
Colour & Colour Number	
<p>You are solely responsible for the accuracy of the measurements (A to Q) given in this form.</p> <p>All measurements are to be provided in centimeters (cm).</p> <p>We require the measurements to be taken by a professional.</p> <p>Please write your full name on every page where prompted.</p> <p>Note that custom sizing provides a closer fit than standard sizing, but the dress will still require final alteration (final fitting) for a better fit or/and to suit any personal preference of how the dress sits on the body.</p>	



Layout Full Name:	Area	Measurement (CM)
 <ul style="list-style-type: none"> A Bust B Waist C Hip D Hollow to hem (the length of hollow to hem of the dress you want it to be) E Shoulder to nipple (not vertical) F Height (from top head to bare feet) <p>* Hollow: It's between the collarbones, shoulder-It's the point that connects shoulder and neck.</p>	A	
	B	
	C	
	D	
	E	
	F	
 <ul style="list-style-type: none"> G Nipple to nipple H Front chest width 	G	
	H	



Layout Full Name:	Area	Measurement (CM)
 <ul style="list-style-type: none"> ● I Shoulder to shoulder width ● J Back chest width ● K Upper arm girth 	I	
	J	
	K	
 <ul style="list-style-type: none"> ● L Bra size ● M Armhole ● N Sleeve length ● O Sleeve opening (the widest part of palm covers the joints of hand) ● P Heels height ● Q Hollow to high bust <p>* Hollow: It's between the collarbones, shoulder-It's the point that connects shoulder and neck.</p>	L	
	M	
	N	
	O	
	P	
	Q	

